



bioregen



MULTIFRACTIONAL BIO-INDUCTION

AESTHETIC MEDICAL TREATMENT FOR FACE AND BODY



REGENYAL LABORATORIES

We have been working in the field of research and manufacturing of products for the continuously evolving areas of aesthetic medicine and orthopaedics for over 20 years. This is the reason why **INNOVATION** is our mission, a mission that we pursue through the creation of cutting-edge medical devices.


We have set up an advanced manufacturing site in Spello - in the Umbria region. Our factory has certified **SAFETY** and **QUALITY** standards and is equipped with ad hoc machinery, and gives us the possibility to be even more flexible and bring onto the market innovative products controlled by highly qualified personnel along the whole manufacturing process.

We are convinced that the concept of beauty cannot ignore the respect for nature, and have therefore, developed an environment friendly chain of production.



Characterized by patented and exclusive technologies, the whole production process, starting from the high quality raw material - the **ULTRA PURE HYALURONIC ACID** (provided by the laboratories of **FIDIA FARMACEUTICI**), pursues the standard of **GREEN INJECTIONS**.

It is the
Nature
to reveal us
its secrets



bioregen

bioregen

What is a Face and Body Bio-Induction

BIOREGEN is an injectable medical device in the form of a sterile and absorbable gel based on **HYALURONIC ACID**. It performs a bio-inductive action on tissues and reduces superficial skin blemishes of the **FACE** and **BODY**, by **HYDRATING** and **RESTORING THE DERMAL TISSUE**.

Hyaluronic Acid HA concentration 1.6%

The Hyaluronic Acid implemented is **ULTRA PURE**, **BIO-COMPATIBLE** and of **NON ANIMAL ORIGIN**, obtained through **BACTERIAL FERMENTATION**. The concentration of the **HYALURONIC ACID** at 1.6% provides for:

- THE REGENERATION OF TISSUES
- THE IMPROVEMENT OF METABOLIC PROCESSES

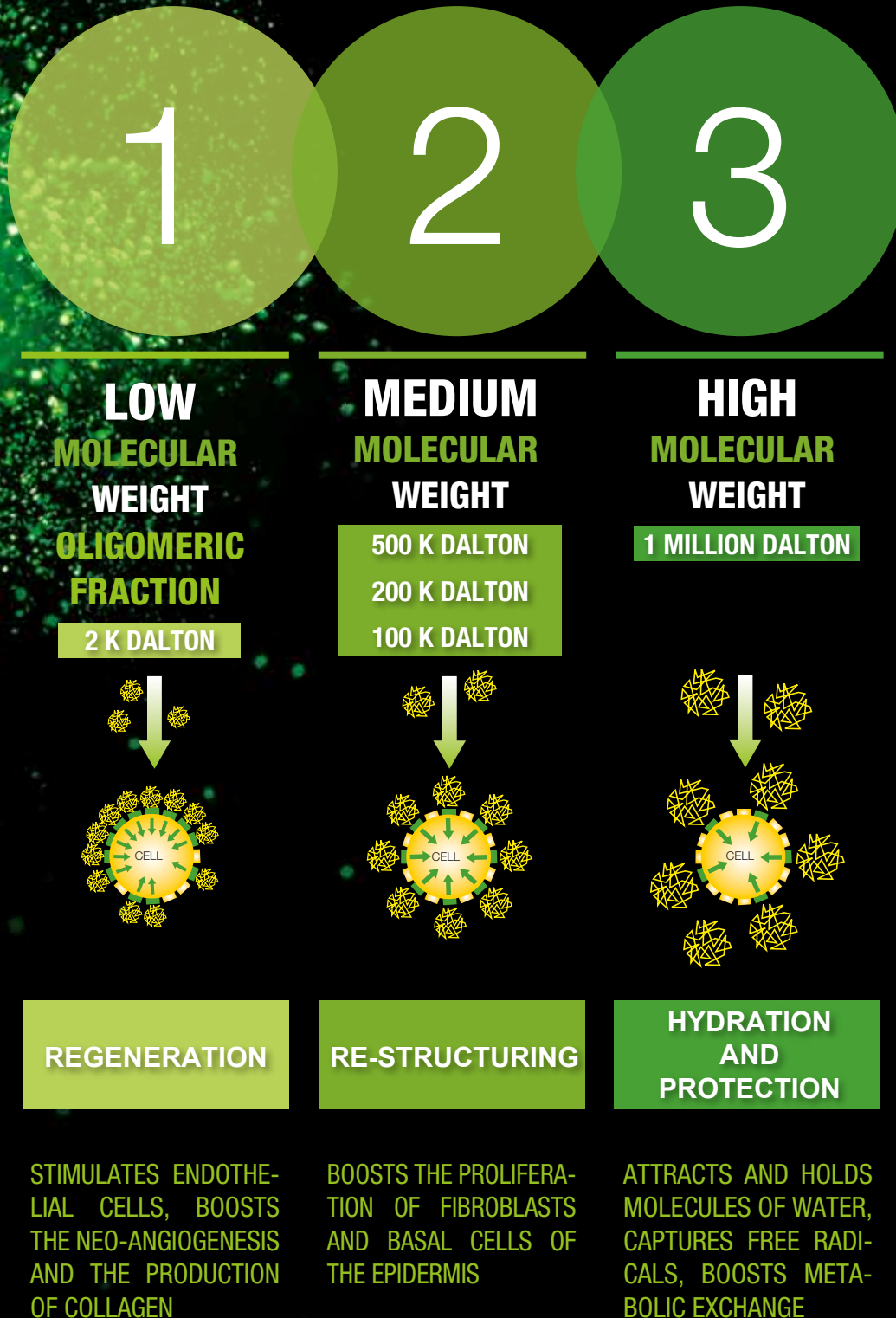


Each box contains **3 syringes**
pre-filled with **1 ml**
16 mg/g Hyaluronic Acid
sodium salt

MULTIFRACTIONAL BIO-INDUCTION

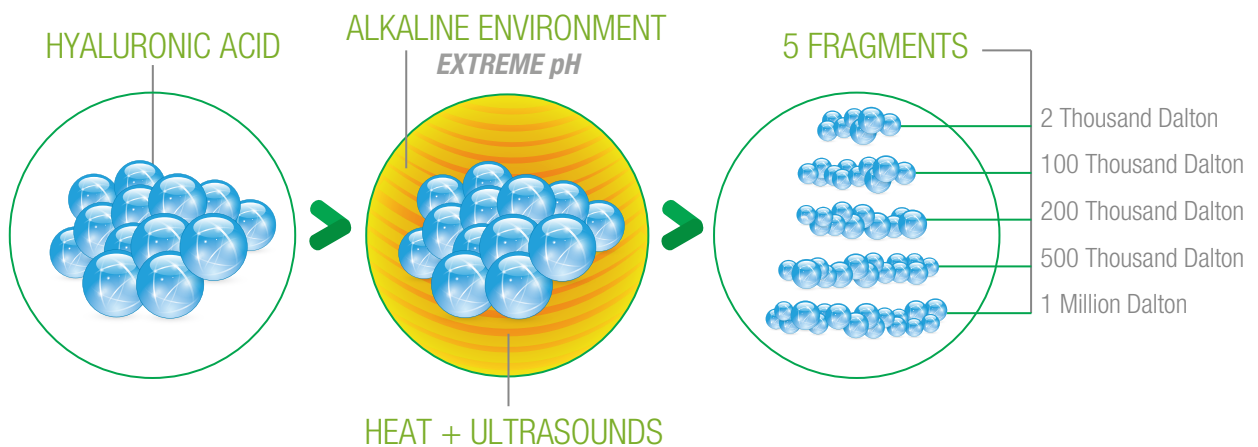
3 ACTIONS - 5 MOLECULAR FRACTIONS

The innovative formula of Bioregen, that contains Hyaluronic Acid in fractions with different molecular weights, enables to obtain an immediate and long-lasting bio-induction of the skin, which on its turn, provides for a bio-restructuring effect from the first treatment for up to six months.



MULTIFRACTIONAL **BIO-INDUCTION**

The fragmentation



THE FRAGMENTS WITH SPECIFIC MOLECULAR WEIGHT
ARE OBTAINED IN THE CONDITIONS OF **EXTREME pH**

THE FRAGMENTATION ENABLES TO OBTAIN DIFFERENT MOLECULAR FRACTIONS, EACH WITH A TARGETED ACTION. THE PROCESS IS CARRIED OUT BY IMPLEMENTING **HEAT** AND **ULTRASOUNDS** IN A SPECIAL WAY IN A HIGHLY ALKALINE ENVIRONMENT, STARTING FROM A FRACTION OF 1 M DALTON.



MULTIFRACTIONAL
BIO-INDUCTION



Combats the signs of time through a natural reduction of wrinkles

PREVENTS skin ageing through hydration and stimulation, starting as early as the age of 35

PROTECTS the skin from photoageing with treatments before and after exposure to the sun

IMPROVES the quality of the areas of skin with acne-caused scars and red stretch marks










INTERVENES on the brightness of the face

RESTORES tonus and firmness of the face and décolleté

FIRMS the skin

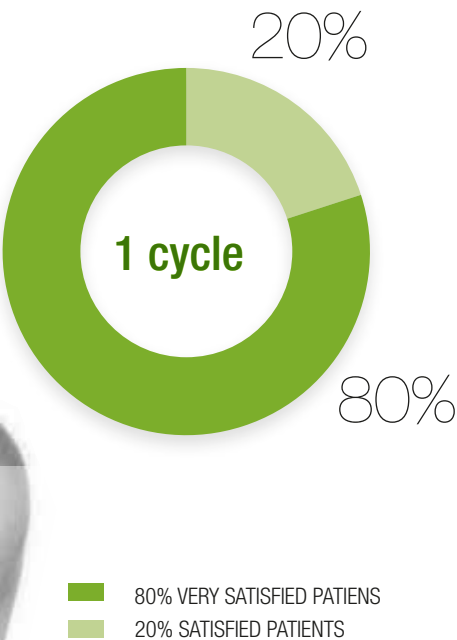
bioregen 

MAIN PROPERTIES

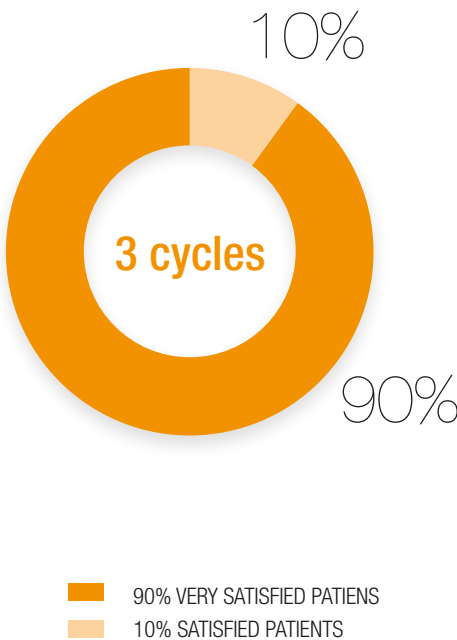
BIOREGEN: TECHNICAL SHEET								
								
COMPOSITION	DOSAGE	MOLECULAR WEIGHT	HA CONCENTRATION	PROPERTIES	BOX	CROSS-LINKING AGENT	ADMINISTRATION	RESULTS
HYALURONIC ACID SODIUM SALT IN BUFFERED PHYSIOLOGIC SOLUTION	1 ML	2 THOUSAND DALTON 100 THOUSAND DALTON 200 THOUSAND DALTON 500 THOUSAND DALTON 1 MILLION DALTON	1.6 16 MG/G OF HYALURONIC ACID SODIUM SALT IN 1ML	HYDRATION PROTECTION RE-STRUCTURING REGENERATION	3 PRE-FILLED SINGLE USE SYRINGES	NOT CROSS-LINKED	1 ML EVERY 2 WEEKS FOR 6 WEEKS AFTERWARDS 1 ML A MONTH	PREVENTS SKIN AGEING PROTECTS THE SKIN IMPROVES THE QUALITY OF THE SKIN



PATIENT SATISFACTION
after 1 cycle with Bioregen
(3 syringes 1 ml)



PATIENT SATISFACTION
after 3 cycles with Bioregen
(9 syringes 1 ml)



Degree of satisfaction after a treatment with the Bioregen on a sample of 50 patients between 35-65 years of age

MULTIFRACTIONAL BIO-INDUCTION INJECTION TECHNIQUES

Linear or micro-papular technique

BIOREGEN can be used with the linear as well as with the micro-papular technique. In the case of the periorcular area it is recommended to mark single lines and to correct them always with the superficial linear technique. Small amounts of hyaluronic acid should be released while withdrawing the needle. In order to increase the aesthetic and bio-inductive effect, these injections need to be crossed with additional linear injections until reaching the zygomatic area.



SUPERFICIAL LINEAR TECHNIQUE

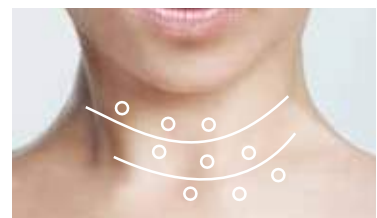
The perioral district requires superficial injections with the linear, or preferably, with a serial micro-papular technique along the visible lines, and two additional linear injections into the medium dermis, parallel to the rima oris.

The needle has to be inserted along the wrinkle and then gradually withdrawn releasing the product. After the injection, if necessary, the area treated should be gently massaged, in order to shape it. For the correction of fine wrinkles it is mostly recommended to inject the material into the papillary dermis.



MICRO-PAPULAR TECHNIQUE

Due to its ability to be widespread homogeneously, this product is especially indicated for treatments of the neck. The linear, or the serial micro-papular, techniques provide for a good correction of the blemishes. In order to increase the bio-inductive effect it is recommended to carry out additional linear injections, parallel to the previous ones, or micro-papular spread over the area.



LINEAR OR MICRO-PAPULAR TECHNIQUE

In order to completely correct the blemish, it is crucial to inject a sufficient amount of product. It is also important to avoid hyper-corrections. For a good result by deeper wrinkles, the implant should be injected into the deepest part of the dermis.

Bioregen can also be implemented for rejuvenation treatments on hands with micro-papular technique, followed by a gentle massage. In the case of red stretch marks the recommended technique consists of a series of micro-injections along the stretch-mark and a slight massage after that.



MICRO-PAPULAR TECHNIQUE

RESULTS ON THE FACE

BEFORE



AFTER



RESULTS AFTER 1 CYCLE OF TREATMENT

3 syringes 1 ml

bioregen

RESULTS ON THE BODY (stretch marks)

BEFORE



AFTER



RESULTS AFTER 3 CYCLES OF TREATMENT

9 syringes 1 ml

bioregen

TREATMENTS IN THE MAIN AREAS OF THE **BODY**

RED STRETCH
MARKS

HANDS

CELLULITE



TREATMENTS IN THE MAIN AREAS OF THE **FACE**

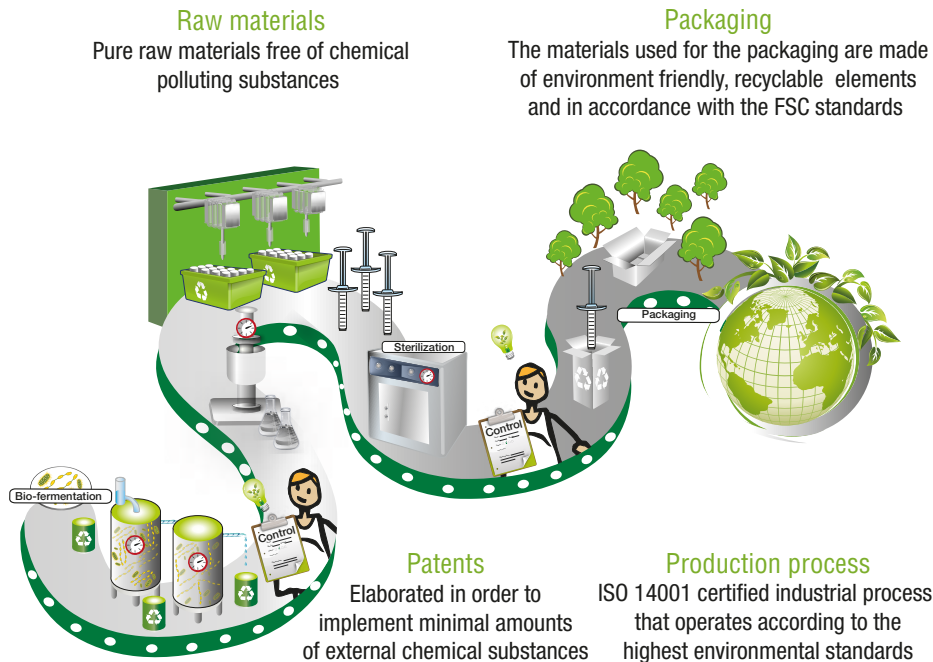
bioregen 

Bio Process

A SPECIAL PRODUCTION METHOD CONTROLLED AND CERTIFIED



Bibliography



1. Tawada A, Masa T, Oonuki Y, Watanabe A, Matsuzaki Y, Asari A: **Large-scale preparation, purification, and characterization of hyaluronan oligosaccharides from 4-mers to 52-mers.** *Glycobiology.* 12(7):421-6. 2002
2. McKee CM, Penno MB, Cowman M, Burdick MD, Strieter RM, Bao C, Noble PW: **Hyaluronan (HA) fragments induce chemokine gene expression in alveolar macrophages. The role of HA size and CD44.** *J Clin Invest.* 98(10):2403-13. 1996
3. Noble PW, McKee CM, Cowman M, Shin HS: **Hyaluronan fragments activate an NF-kappa B/I-kappa B alpha autoregulatory loop in murine macrophages.** *J Exp Med.* 183(5):2373-8. 1996
4. Akira Asari /Satoshi Miyauchi **Medical application of hyaluronan** Mar. 7, 2000/Glycoforum
5. Montagna, W., and Carlisle, K. **Structural changes in ageing skin.** *Br. J. Dermatol.* 122: 61, 1990.
6. Meyer, L. J., and Stern, R. **Age-dependent changes of hyaluronan in human skin.** *J. Invest. Dermatol.* 102: 358, 1994.
7. Longas, M. O., Russel, C. S., and He, X. Y. **Evidence for structural changes in dermatan sulfate and hyaluronic acid with aging.** *Carbohydr. Res.* 159: 127, 1987.
8. Doillon, C. J., Wassermann, A. J., Berg, R. A., and Silver, F.H. **Behaviour of fibroblasts and epidermal cells cultivated on analogues of extracellular matrix.** *Biomaterials* 9: 91, 1988.
9. Yoneda, M., Yamagata, M., Suzuki, S., and Kimata, K. **Hyaluronic acid modulates proliferation of mouse dermal fibroblasts in culture.** *J. Cell Sci.* 90: 265, 1988.
10. Presti, D., and Scott, J. E. **Hyaluronan-mediated protective effect against cell damage caused by enzymatically produced hydroxyl (OH) radicals is dependent on hyaluronan molecular mass.** *Cell Biochem. Funct.* 12: 281, 1994.
11. Fraser, J. R. E., Laurent, T. C., and Laurent, U. B. G. **Hyaluronan: Its nature, distribution, functions and turnover.** *J. Intern. Med.* 242: 27, 1997.
12. Tammi, R., Agren, U. M., Tuhkanen, A. L., and Tammi, M. **Hyaluronan metabolism in skin.** *Prog. Histochem. Cytochem.* 29: 1, 1994.
13. Marler, J. J., Guha, A., Rowley, J., et al. **Soft-tissue augmentation with injectable alginate and syngeneic fibroblasts.** *Plast. Reconstr. Surg.* 105: 2049, 2000.
14. Ratcliffe, A., and Mow, V. C. **Articular cartilage.** In W. D. Comper (Ed.), **Extracellular Matrix, Vol. I: Tissue Function.** Amsterdam, The Netherlands: *Harwood Academic Publishers*, 1996. Pp. 234-302.
15. Fosang, A. J., and Hardingham, T. E. **Matrix proteoglycans.** In W. D. Comper (Ed.), **Extracellular Matrix, Vol. II: Molecular Components and Interactions.** Amsterdam, The Netherlands: *Harwood Academic Publishers*, 1996. Pp. 200-229.
16. Turley, E. A. **The role of cell-associated hyaluronan binding protein in fibroblast behaviour.** In D. Evered and J. Whelan (Eds.), **The Biology of Hyaluronan.** Chichester, U.K.: *Wiley*, 1989. Pp. 121-137.
17. Rooney, P., Wang, M., Kumar, P., and Kumar, S. **Angiogenic oligosaccharides of hyaluronan enhance the production of collagens by endothelial cells.** *J. Cell Sci.* 105: 213, 1993.
18. Whicher, J. T., and Evans, S. W. **Cytokines in disease.** *Clin. Chem.* 36, 1269, 1990.
19. Carta, G., Cerrone, L., and Iovenitti, P. **Postoperative adhesion prevention in gynecologic surgery with hyaluronic acid.** *Clin. Exp. Obstet. Gynecol.* 31: 39, 2004.

Green Injections

GREEN INJECTIONS is an international standard for injectables that applies to the safety of the product, to eco-friendliness of the manufacturing process and to the techniques aimed at obtaining natural results and maintaining natural beauty over the years. **GREEN INJECTIONS** are:

GREEN PRODUCT - Products of the highest quality manufactured from the purest Hyaluronic Acid with minimal presence of external chemical substances

GREEN TECHNOLOGIES - Innovative products made in Italy, in compliance with the strictest rules on the subject of environment: limited waste, energy saving, water purification, recycling, use of machinery at low energy consumption (ISO 14001 certified)

GREEN TECHNIQUES - Techniques for injections with needles or cannulae, worked out by highly qualified physicians. These techniques offer efficient and safe treatments, reducing to the minimum the risks of complications in the "difficult areas".

GREEN RESULTS - Visual "Ecologicity" of the correction that enables to obtain natural results.



BIO-INDUCTION
FACE & BODY

bioregen

